

## TAX AND DIVIDEND REVENUE FROM THE RESOURCES SECTOR SINCE 2007

### SUMMARY

2020 to  
2022 Budget  
Forecast

**Tax Revenue** (Kina Million)

2020	2021 Supp	2022 Budg	
3,517	3,360	3,608	Personal+A3:A16 income Tax
1,554	1,699	1,763	Company Tax
183	521	738	Mining and Petr Taxes
216	218	234	Div Withholding Tax
135	144	160	Interest Withholding Tax
2,079	2,617	3,223	GST
817	1,009	1,193	Excise Duty
258	270	315	Import Excise
360	370	420	Import Duty
401	380	428	Export Tax
158	255	266	Gaming Tax
<b>9,802</b>	<b>10,868</b>	<b>12,511</b>	<b>Total Taxes</b>

**12,093**    **13,674**    **16,190**    **Total Revenue**  
11697.6

568.5	600	850	Mining Dividends
150			Other Dividends
741			Property Income
			Grants
<b>164.3</b>	<b>173.4</b>	<b>245.7</b>	<b>Borrowing</b>

**1.9**    **4.8**    **5.9**    **Mining/Pet taxes %**

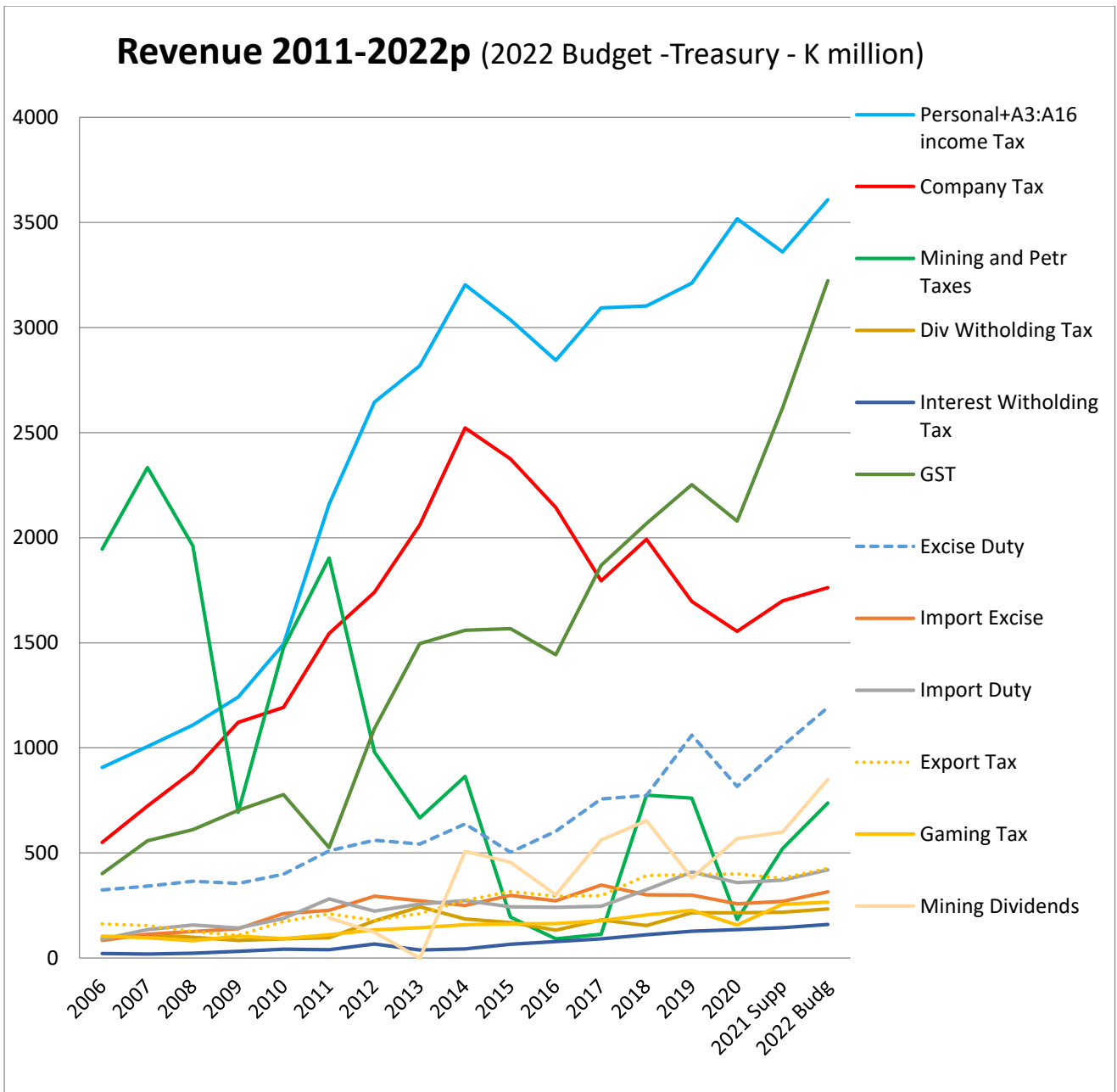
35.9    30.9    28.8    Personal income tax %

21.2    24.1    25.8    GST %

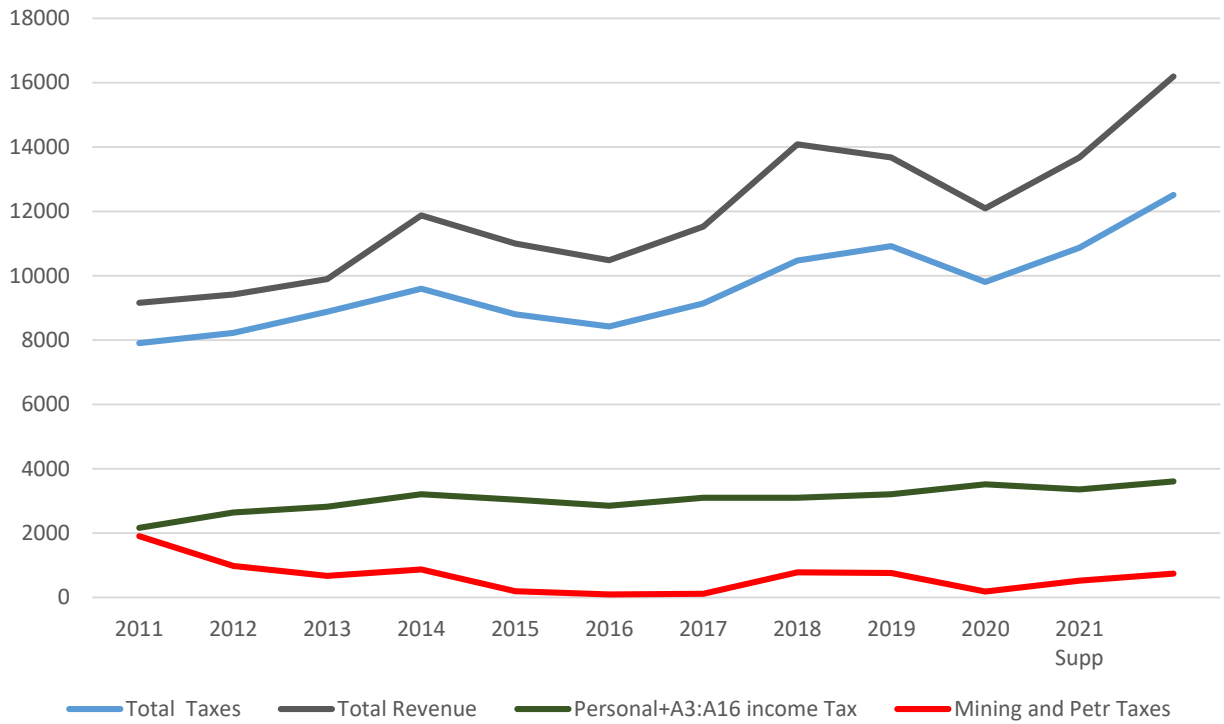
15.9    15.6    14.1    Company Tax %

% of Total Revenue

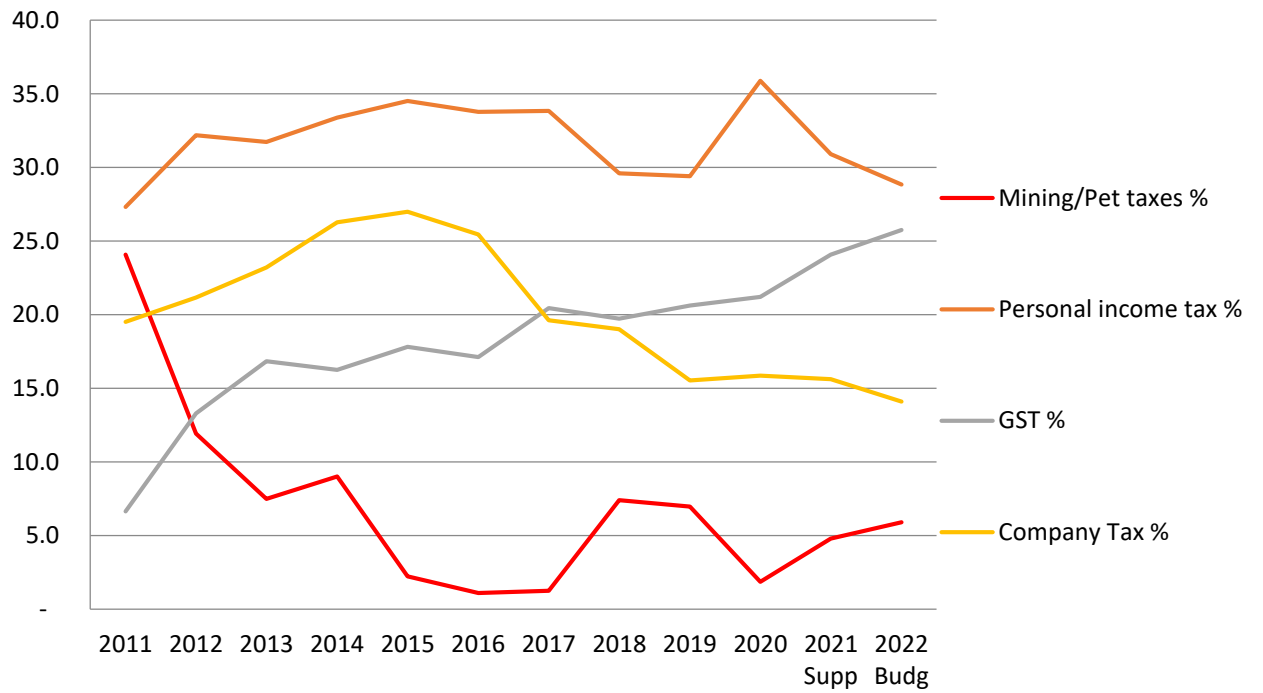
4.7	4.4	5.3	Mining Dividends
1.5	3.8	4.6	Mining/Pet taxes %
29.1	24.6	22.3	Personal income tax %
17.2	19.1	19.9	GST %
12.9	12.4	10.9	Company Tax %
6.2	8.2	9.8	Mining taxes & dividends % of total revenue



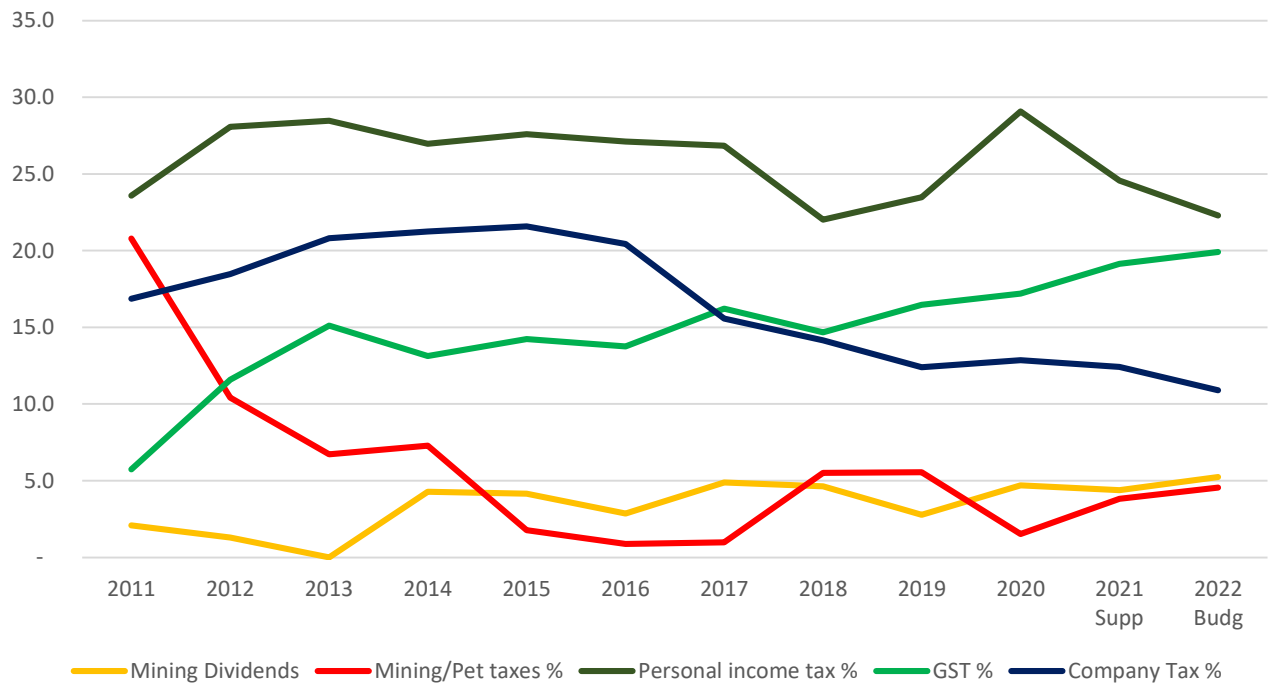
### Total Revenue and Tax Revenue K mill (Treasury 2022 Budget)



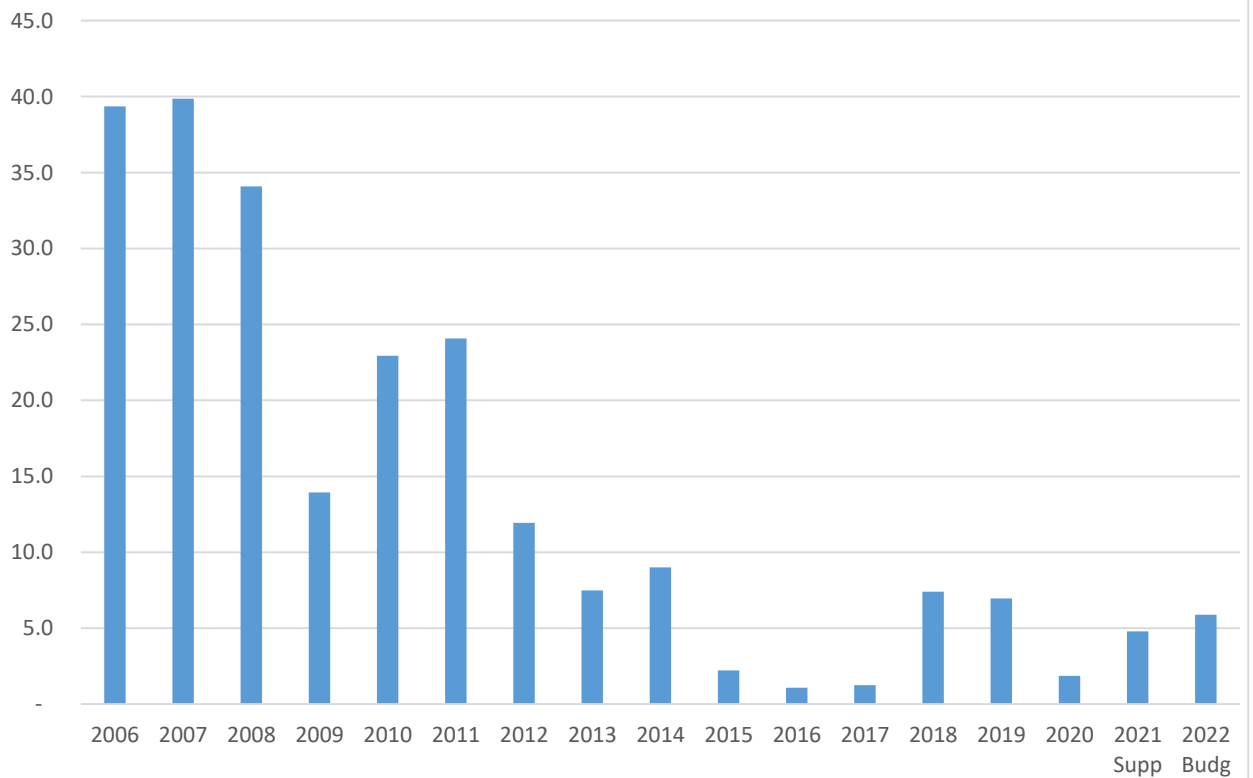
### % of Tax Revenue from different sources 2011-2022p (2022 Budget -Treasury)



**% of Total Revenue 2011-2022p (Treasury - 2022 Budget ):** note that markedly more is paid in mining/petroleum dividends, but retained notably by KPC, rather than transmitted as State revenue)



**Mining/Petroleum taxes as %age of total Tax Revenue**



**Mining/Petroleum Taxes and Dividends % of Total Revenue** (note that this does not include salaries and wages taxes from the mining/petroleum sector, which significantly increase the sector's contribution to total revenue)

